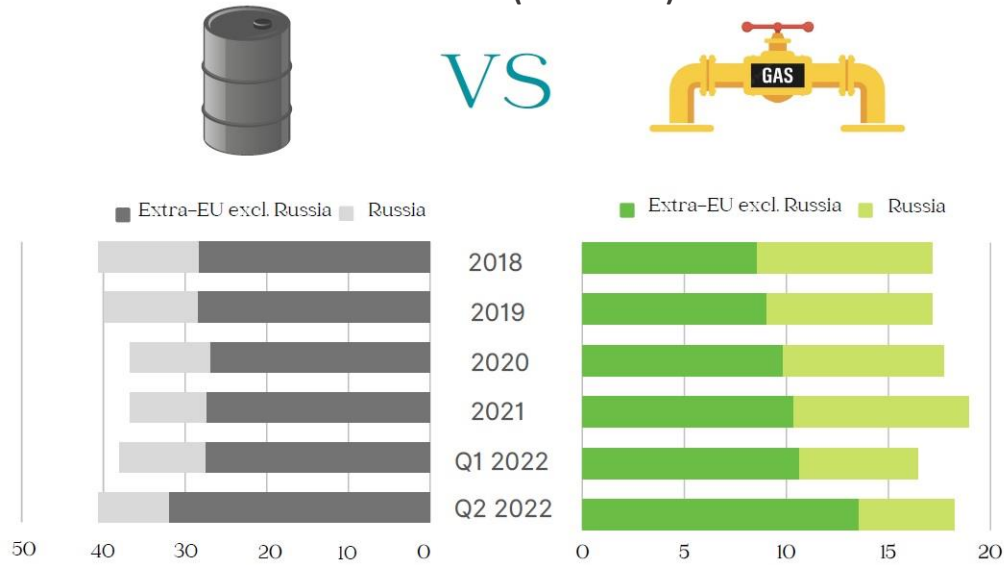


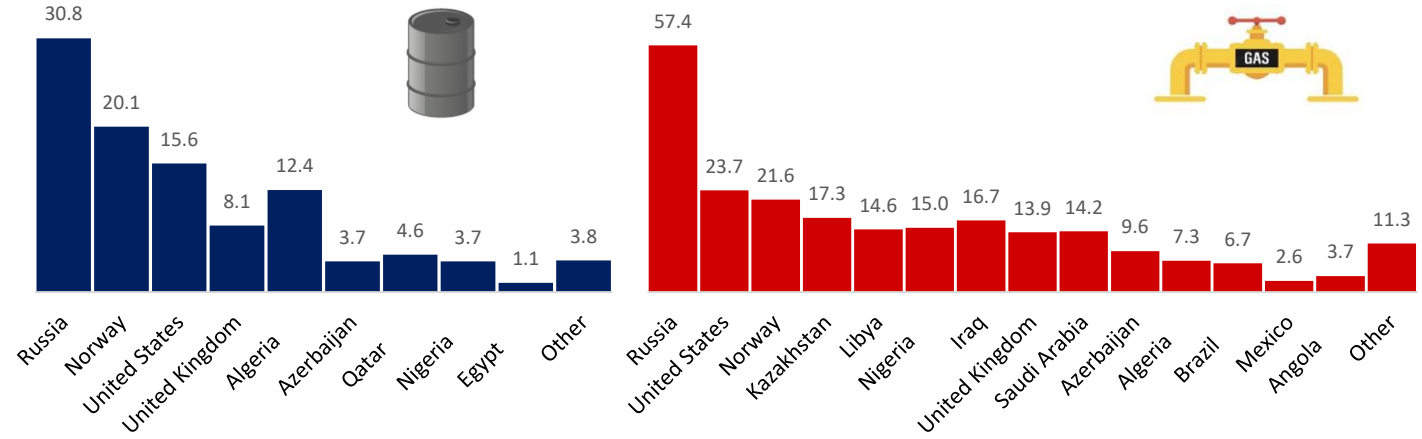
EU Energy Security in Numbers

EU Energy Security in numbers

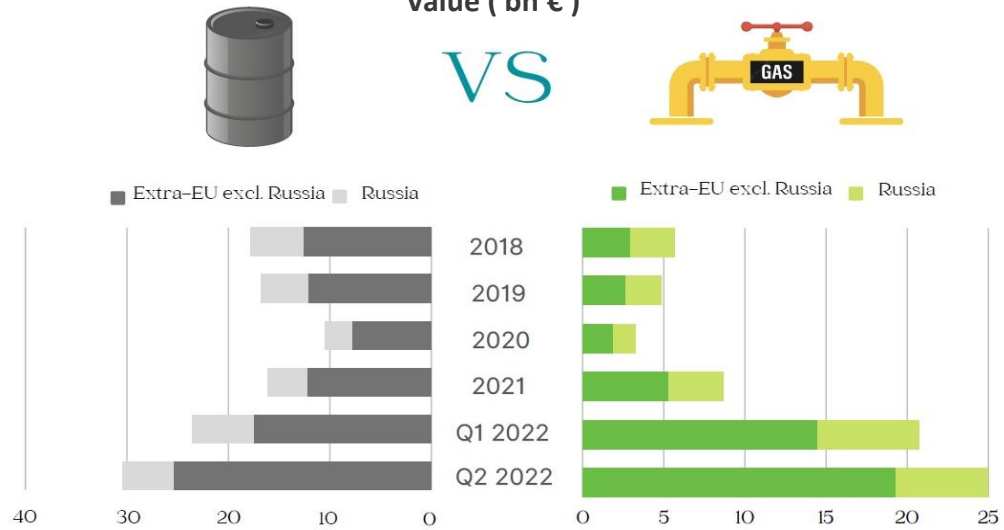
Extra EU imports of Energy – Monthly Average Net Mass (million tn)



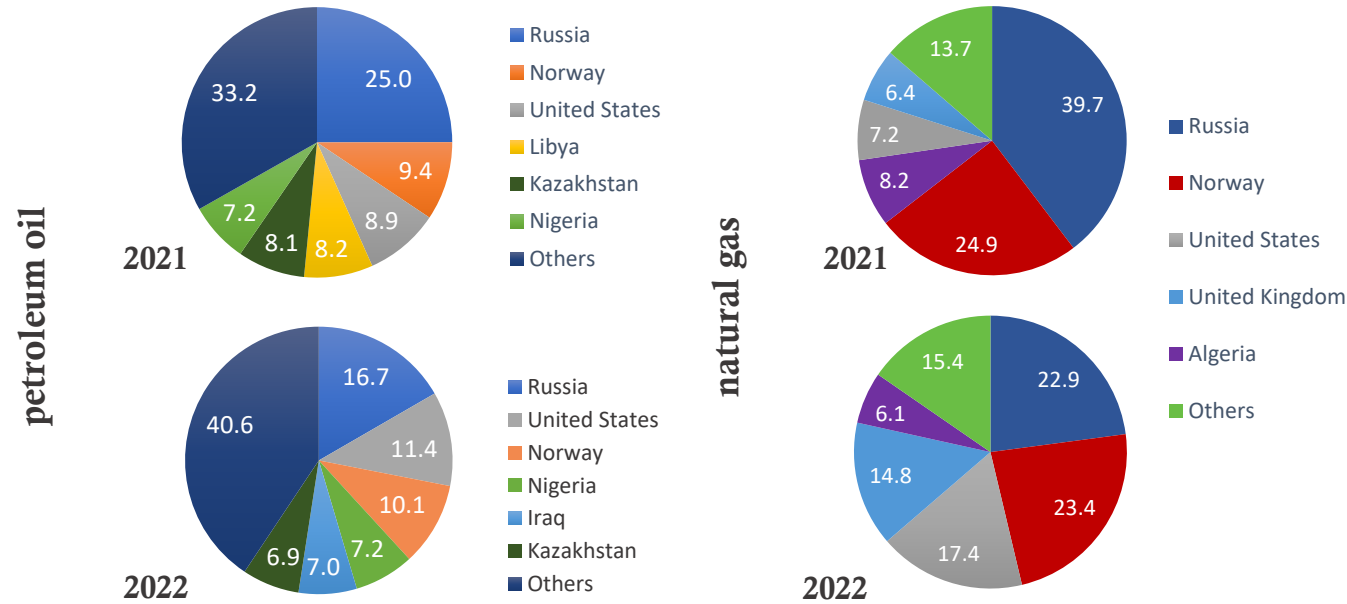
Extra EU oil and gas imports, Q2 2022 (net mass – million tn)

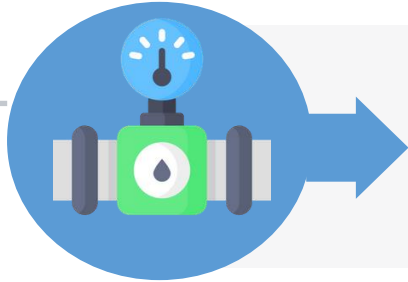


Extra EU imports of Energy – Monthly Average Value (bn €)

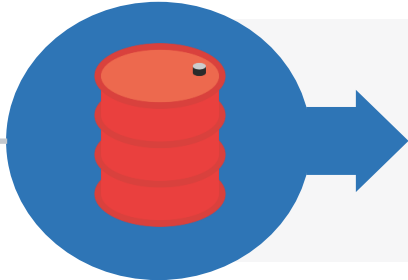


EU imports by product by partner share (%) value

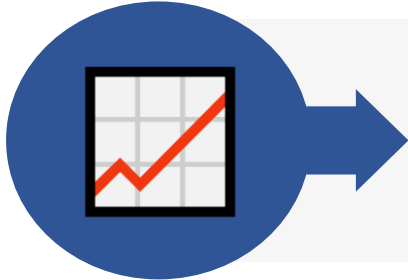




In the last quarter of 2022, there is a significant **increase** in the **monthly gas import quantities**. However, the **imports from Russia** are **exponentially decreasing**, proving that Europe is simply switching from dependency on Russian gas and diversifying its sources.



During the first semester of 2022, **EU has quadrupled its imports of natural gas in value** compared to 2018, due to the unprecedented rise in prices, while at the same time the **oil imports in value** almost **reached € 28 bn**.



Despite the series of new EU sanctions against **Russia**, Russia energy imports represent **24% of the total EU oil imports** and **30% of total natural gas imports in net mass**



EU natural gas and oil imports **value share from Russia** went into a free fall between 2021 and 2022. The percentage **decreased by 42,3% and 33%** respectively. During the first 2022 semester, the EU continues to bare the cost of **€36,2 bn for natural gas flows** and **€33,7 bn for oil trades** to Russia.



Join us here



info@haee.gr
www.haee.gr



Hellenic Association For
Energy Economics
(HAEE)



Hellenic Association
for Energy Economics - HAEE

Meet the Team

Chief-in-editor

Prof. Dr. Kostas Andriosopoulos

Audencia Business School; President, Energy Transition Committee, HAEE

HAEE Research Team

Konstantinos Sfetsioris

Georgia Giannakidou